

ISEE Score Summary

Student	Fake Student
Exam Code	ISEE Upper LA Tutors 123
Date	09-12-19

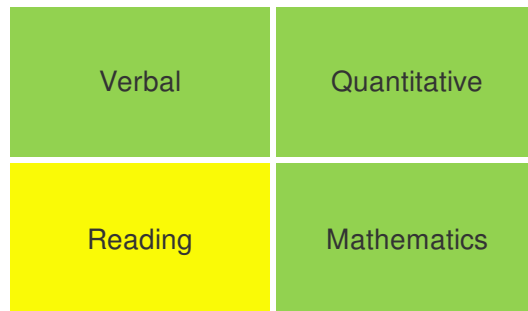
Section	Subject	Correct	Incorrect	Percentage	Stanine Range
Section 1	Verbal Reasoning	33	7	83%	7-8
Section 2	Quantitative Reasoning	31	6	84%	7-8
Section 3	Reading Comprehension	30	6	83%	6-7
Section 4	Mathematics Achievement	40	7	85%	8-9

Student answers are also color coded to assist you in quickly locating problem areas within sections. Correct answers are highlighted **green** and incorrect answers are highlighted **red**.


Previous Scores					
Exam	Date	Verbal	Quant.	Reading	Math

Score Analysis - Section/Category Breakdown

Although your actual exam scores will not be reported as percentages, it is helpful to break down each section into categories and percentages so that you can see at a glance where your strengths and weaknesses lie.



Stanine Key

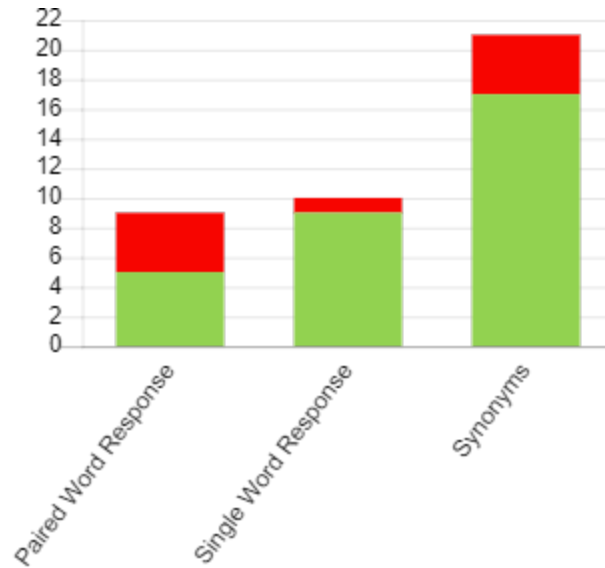


Category Breakdown	Correct	Incorrect	Total	% Correct
Verbal Reasoning				
Paired Word Response	5	4	9	55.56%
Single Word Response	9	1	10	90.00%
Synonyms	17	4	21	80.95%
Quantitative Reasoning				
Algebra	10	2	12	83.33%
Data Analysis & Probability	5	2	7	71.43%
Geometry	3	1	4	75.00%
Measurement	7	0	7	100.00%
Numbers & Operations	6	1	7	85.71%
Reading Comprehension				
Inference	8	1	9	88.89%
Main Idea	6	0	6	100.00%
Organization/Logic	4	2	6	66.67%
Supporting Idea	5	2	7	71.43%
Tone/Style/Figurative	3	1	4	75.00%
Vocabulary	4	0	4	100.00%
Mathematics Achievement				
Algebra	9	4	13	69.23%
Data Analysis & Probability	11	1	12	91.67%
Geometry	6	1	7	85.71%
Measurement	5	1	6	83.33%
Numbers & Operations	8	1	9	88.89%

Score Analysis - At a Glance

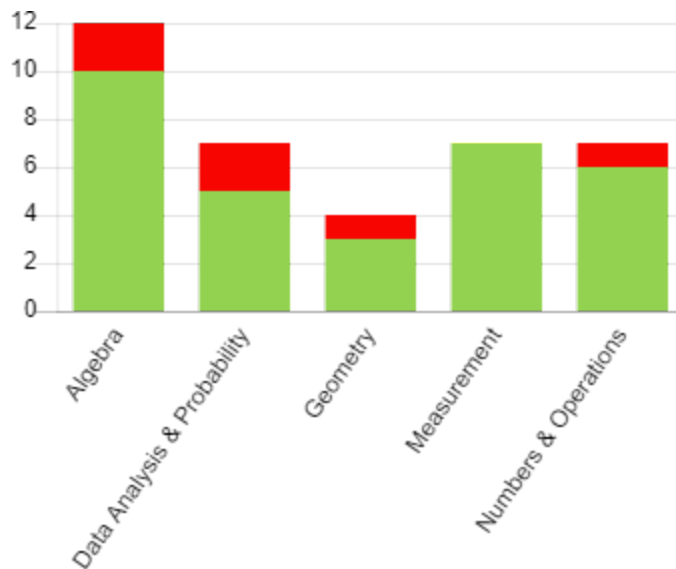
VERBAL REASONING

This section includes synonyms and sentence completion questions. These questions will be organized by type, with the synonym section coming first.



QUANTITATIVE REASONING

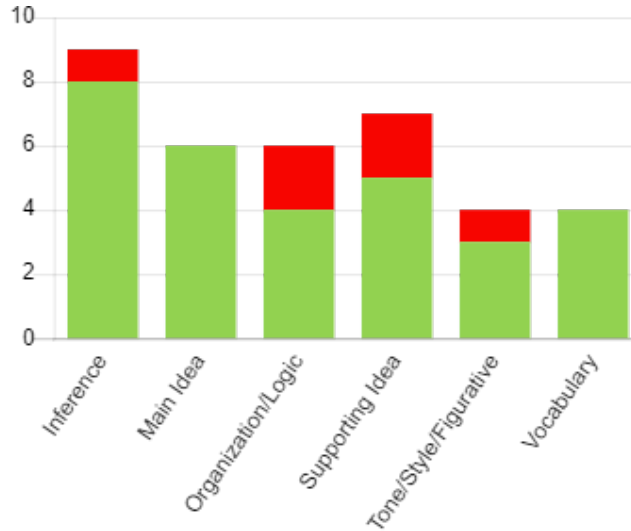
This section focuses on your ability to think and reason mathematically. There should be little to no calculations needed in order to solve these problems.



Score Analysis - At a Glance

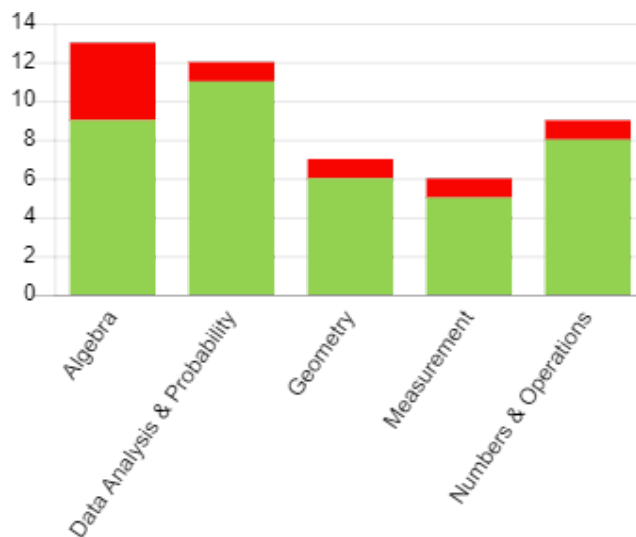
READING COMPREHENSION

This section attempts to judge how well you comprehend what you read and your ability to infer vocabulary meaning.



MATHEMATICS ACHIEVEMENT

Mathematics includes problem solving drawn from arithmetic, elementary algebra, and basic geometry. You may need to do calculations to solve these problems, and may require knowledge of math terminology.



Student Answer Sheet

	Verbal	Quantitative	Reading	Mathematics
Correct	33	31	30	40
Incorrect	7	6	6	7
Total	40	37	36	47
Percentage	83%	84%	83%	85%

Question	Your Answer	Correct	Question	Your Answer	Correct	Question	Your Answer	Correct	Question	Your Answer	Correct
1	D	+	1	A	+	1	C	+	1	B	+
2	C	+	2	D	+	2	B	+	2	A	+
3	A	+	3	B	+	3	A	+	3	C	+
4	B	A	4	A	+	4	D	+	4	B	+
5	A	+	5	D	+	5	B	+	5	B	+
6	B	+	6	B	+	6	B	+	6	D	+
7	C	+	7	C	+	7	B	+	7	C	+
8	C	+	8	A	+	8	B	+	8	A	+
9	A	+	9	A	+	9	B	+	9	A	+
10	B	D	10	C	D	10	A	+	10	B	+
11	B	+	11	A	+	11	D	C	11	D	+
12	B	+	12	A	+	12	D	+	12	C	+
13	D	B	13	D	C	13	B	+	13	B	+
14	B	+	14	C	+	14	C	+	14	A	C
15	C	+	15	D	+	15	A	+	15	A	+
16	B	+	16	D	+	16	C	+	16	D	+
17	B	D	17	D	+	17	B	+	17	B	+
18	A	+	18	A	D	18	A	B	18	D	+
19	D	+	19	B	+	19	B	+	19	A	+
20	C	+	20	D	+	20	D	+	20	A	+
21	C	+	21	B	+	21	A	+	21	A	B
22	A	+	22	C	+	22	D	C	22	C	D
23	D	+	23	D	+	23	C	+	23	B	+
24	A	B	24	A	+	24	B	+	24	A	+
25	A	+	25	A	+	25	A	+	25	B	D
26	A	+	26	D	+	26	D	+	26	B	+
27	D	+	27	B	+	27	D	A	27	C	+
28	A	+	28	C	+	28	C	+	28	C	+
29	C	+	29	C	A	29	A	D	29	D	+
30	B	+	30	D	+	30	B	A	30	D	+
31	B	+	31	D	C	31	B	+	31	D	+
32	D	B	32	A	D	32	C	+	32	C	+
33	D	B	33	A	+	33	D	+	33	B	+
34	D	+	34	C	+	34	C	+	34	B	+
35	C	+	35	D	+	35	B	+	35	B	+
36	C	+	36	A	+	36	A	+	36	A	+
37	D	B	37	B	+				37	D	A
38	B	D							38	C	+
39	C	+							39	D	C
40	C	+							40	A	+
									41	D	+
									42	D	+
									43	D	A
									44	D	A
									45	D	+
									46	C	+
									47	C	+