





ISEE Score Summary

Joe Bloggs

Exam Code	ISEE Diagnostic
Date	2/7/2015

Section	Subject	Correct	Incorrect	Total	Stanine Range	Status
Section 1	Verbal Skills	17	3	20	7-8	
Section 2	Quantitative Skills	16	4	20	6-7	
Section 3	Reading Comprehension	11	1	12	7-8	
Section 4	Mathematics	11	4	15	6-7	

For more detailed information and your Score Analysis charts and breakdown, please refer to the Score Analysis pages.

Student answers are also color coded to assist you in quickly locating problem areas within sections. Correct answers are highlighted **green** and incorrect answers are highlighted **red**.

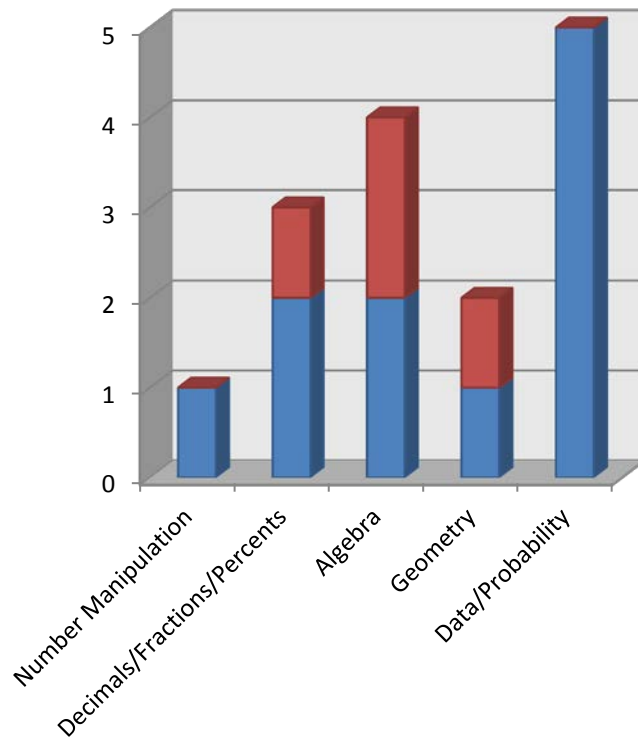
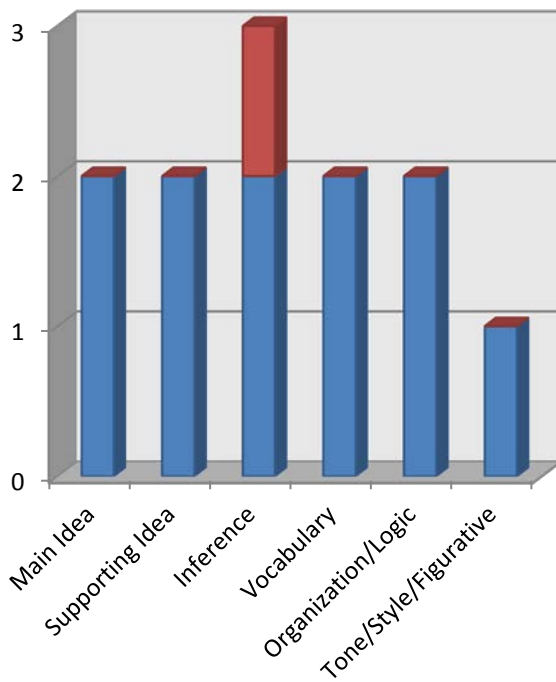
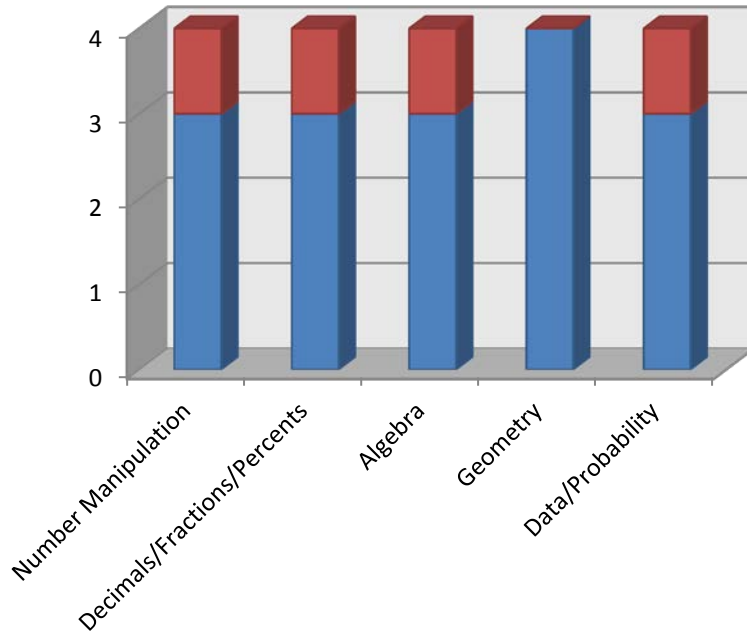
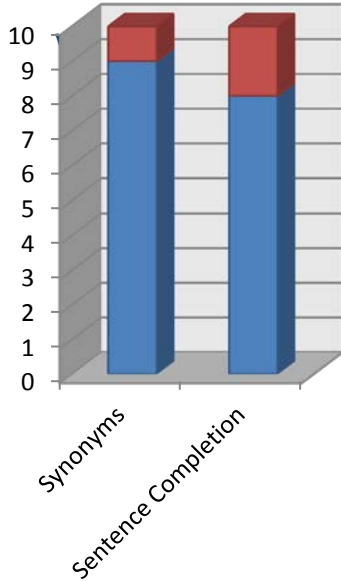
Score Analysis - Section/Category Breakdown

Although your actual exam scores will not be reported as percentages, it is helpful to break down each section into categories and percentages so that you can see at a glance where your strengths and weaknesses lie.

Category Breakdown	Correct	Incorrect	Total	% Correct
VERBAL REASONING				
<i>Synonyms</i>	9	1	10	90.00%
<i>Sentence Completion</i>	8	2	10	80.00%
QUANTITATIVE REASONING				
<i>Word Problems</i>	10	0	10	100.00%
<i>Quantitative Comparisor</i>	6	4	10	60.00%
<i>Number Manipulation</i>	3	1	4	75.00%
<i>Decimals/Fractions/Percents</i>	3	1	4	75.00%
<i>Algebra</i>	3	1	4	75.00%
<i>Geometry</i>	4	0	4	100.00%
<i>Data/Probability</i>	3	1	4	75.00%
READING COMPREHENSION				
<i>Main Idea</i>	2	0	2	100.00%
<i>Supporting Idea</i>	2	0	2	100.00%
<i>Inference</i>	2	1	3	66.67%
<i>Vocabulary</i>	2	0	2	100.00%
<i>Organization/Logic</i>	2	0	2	100.00%
<i>Tone/Style/Figurative</i>	1	0	1	100.00%
MATHEMATICS ACHIEVEMENT				
<i>Number Manipulation</i>	1	0	1	100.00%
<i>Decimals/Fractions/Percents</i>	2	1	3	66.67%
<i>Algebra</i>	2	2	4	50.00%
<i>Geometry</i>	1	1	2	50.00%
<i>Data/Probability</i>	5	0	5	100.00%

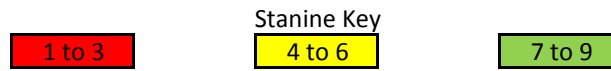
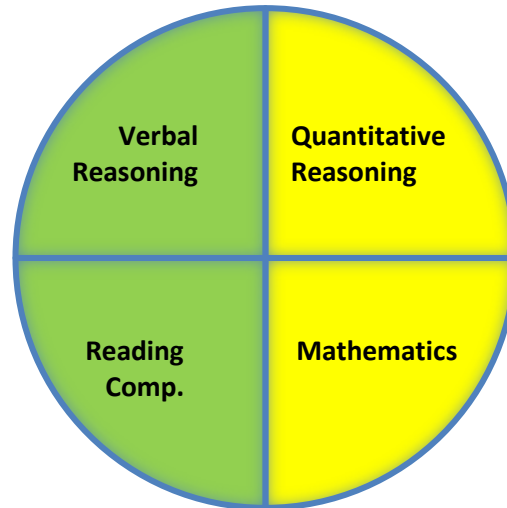
Score Analysis - Section/Category Charts

Here you will find a graphical representation of the analysis of each section, broken down into major categories.



Score Analysis - At a Glance

Here is a simple visual breakdown of each of the five major sections. Each color denotes a percentage range noted below in the key.



The ISEE is divided up into four sections: Verbal Reasoning, Quantitative Reasoning, Reading Comprehension, and Mathematics.

Verbal Skills

This section includes synonyms and sentence completion questions. These questions will be organized by type, with the synonym section coming first.

Quantitative Skills

This section focuses on your ability to think and reason mathematically. There should be little to no calculations needed in order to solve these problems.

Reading Comprehension

This section attempts to judge how well you comprehend what you read and your ability to infer vocabulary meaning.

Mathematics

Mathematics includes problem solving drawn from arithmetic, elementary algebra, and basic geometry. You may need to do calculations to solve these problems, and may require knowledge of math terminology.

Student Answer Sheet

	VR		QR		RC		MA	
Section 1 - VERBAL	1	B	Section 2 - QUANTITATIVE	1	B	Section 3 - READING	1	C
	2	D		2	B		2	C
	3	B		3	D		3	C
	4	D		4	B		4	D
	5	D		5	D		5	A
	6	B		6	C		6	C
	7	C		7	C		7	B
	8	A		8	C		8	B
	9	C		9	B		9	A
	10	C		10	C		10	C
	11	B		11	D		11	A
	12	C		12	A		12	D
	13	C		13	B	Section 4 - MATH	13	C
	14	C		14	A		14	C
	15	B		15	C		15	A
	16	B		16	A			
	17	B		17	A			
	18	A		18	A			
	19	A		19	A			
	20	C		20	B			

VERBAL	
Correct	17
Incorrect	3
Total	20
Percent Score:	85%

QUANTITATIVE	
Correct	16
Incorrect	4
Total	20
Percent Score:	80%

READING COMP	
Correct	11
Incorrect	1
Total	12
Percent Score:	92%

MATHEMATICS	
Correct	11
Incorrect	4
Total	15
Percent Score:	73%